

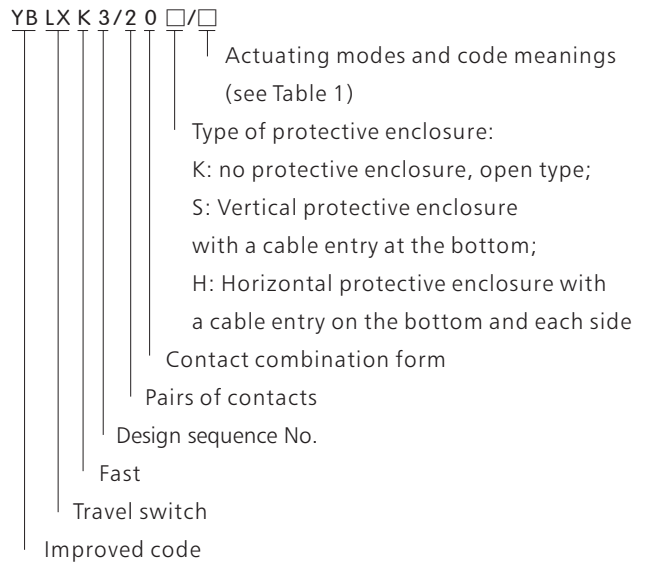


YBLX-K3 Travel Switch

1. General

YBLX-K3 series of travel switch is applicable to electric circuit with voltage not more than AC Ue 380V/50-60Hz or DC Ue 220V and current not more than AC Ie 5A or DC Ie 0.15A for travel control, direction of motion or speed change of movement mechanism, automatic control of machine tool, action limit & travel or procedure control of movement mechanism. Standard: GB 14048.5, IEC60947-5-1, CCC China Compulsory Product Certification.

2. Type designation



Contact type

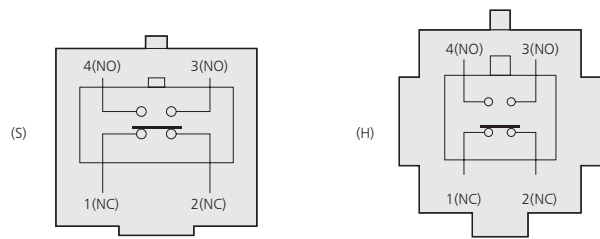


Table 1

Symbol	Meaning
Z	Plunger type
L	Roller plunger type
B	Roller jib type
T	Adjustable roller jib type
D	Flexible rocker type
J	Adjustable metal rocker type
H1	"cross" type, two wheels are in the same direction (upper left, upper right)
H2	"cross" type, left wheel is the front and the right wheel is on the back (upper left, lower right)
H3	"cross" type, left wheel is the front and the right wheel is on the back (lower left, upper right)
W	Universal type

Travel Switch

3. Technical data

Table 2

Ingress protection	Ip52	
Rated voltage	AC 380V	DC220V
Rated control current	AC 5A	DC0.15A
Operation frequency	20 t/min	
Mechanical life	60×10 ⁴ times	
Electrical life	30×10 ⁴ times	
Ambient temperature	-5℃ ~ +40℃	
Relative humidity	≤90%	
Altitude	≤2000m	
Voltage resistance	Between terminals at same levels (AC)	
	Between live parts and grounding (AC)	
Scope of application	For operation, control, limit, signal and interlock in control circuit and auxiliary circuit. Typical application: control AC, DC electromagnets	
Standard	GB 14048.5 IEC 60947-5-1	

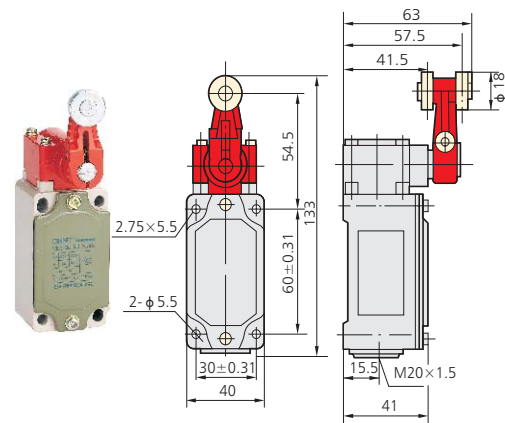
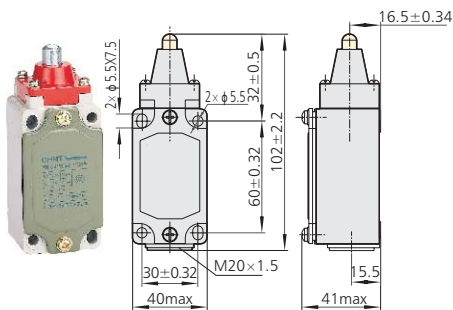
Table 3

Type	YBLX-K3/20 ⁵ _H /Z YBLX-K3/20 ⁵ _H /L	YBLX-K3/20 ⁵ _H /B YBLX-K3/20 ⁵ _H /T YBLX-K3/20 ⁵ _H /J	YBLX-K3/20 ⁵ _H /D	YBLX-K3/20 ⁵ _H /H1 YBLX-K3/20 ⁵ _H /H2 YBLX-K3/20 ⁵ _H /H3	YBLX-K3/20 ⁵ _H /W
Maximum operating force (max OF)	30N	20N	20N	30N	20N
Maximum operating range (max PT)	7mm	45°	45°	80°	45°
Maximum operating force (max OF)	2.0mm	20°	20°	-	-

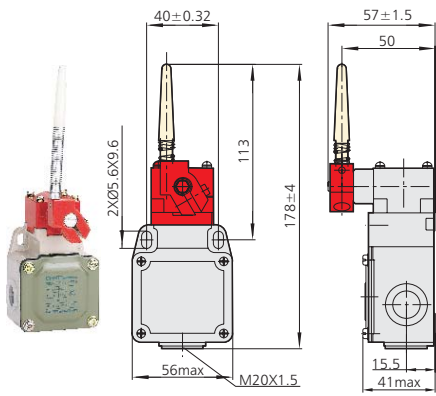
4. Overall and mounting dimensions

YBLX-K3/20S/Z

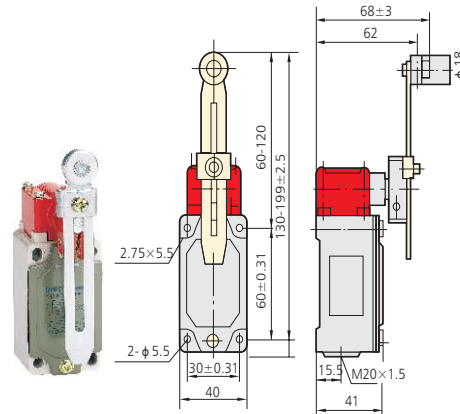
YBLX-K3/20S/B



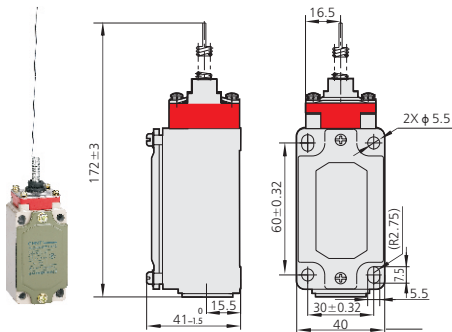
YBLX-K3/20H/D



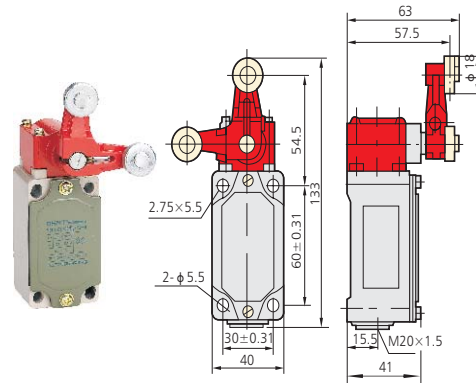
YBLX-K3/20S/T



YBLX-K3/20S/W



YBLX-K3/20S/H1, H2, H3



5. Ordering information

When ordering, the user shall specify the product name, type and quantity.
 For example: YBLX-K3/20S/T Travel switch 100 pieces