



## BH-0.66 I Current Transformers

### 1. General

To be used in combination with measurement instruments: ammeters, watt-hour meters, measurement units, control relays, etc.

### 2. Operating conditions

- 2.1 Secondary current  $I_{sn}$ : 5A
- 2.2 Rated voltage  $U_e$ : 660 V
- 2.3 Frequency: 50/60 Hz
- 2.4 Instrument security factor (FS): 10
- 2.5 Operating temperature: -5°C to +40°C, humidity <80%
- 2.6 Standards: IEC 60044-1
- 2.7 Installation type: busbar or plate fixing

### 3. Type designation


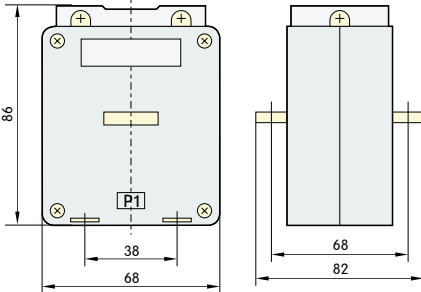

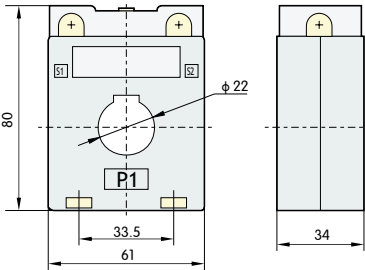

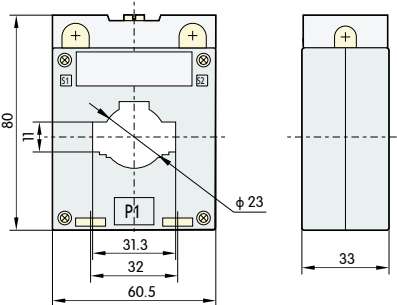
BH-0.66 - □ I


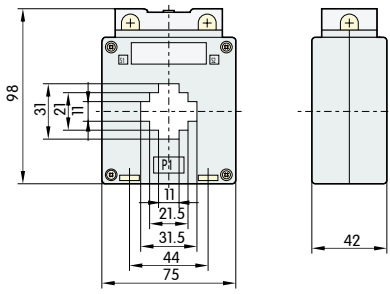

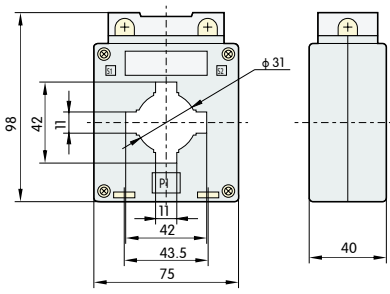
Category number


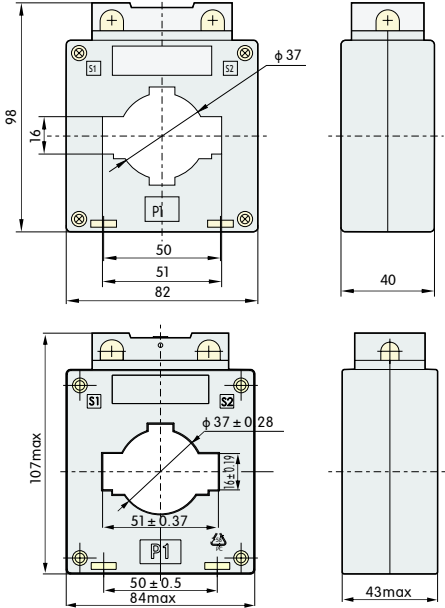

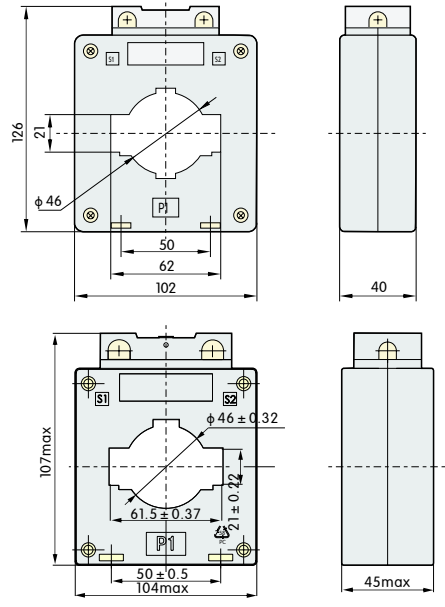
Width of window for bars


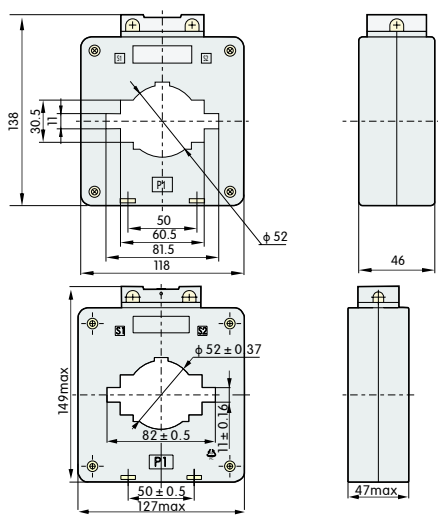

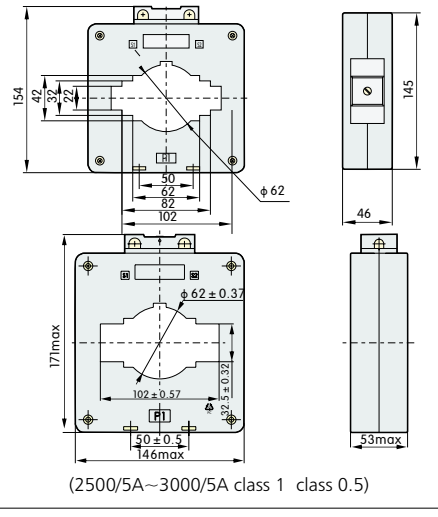

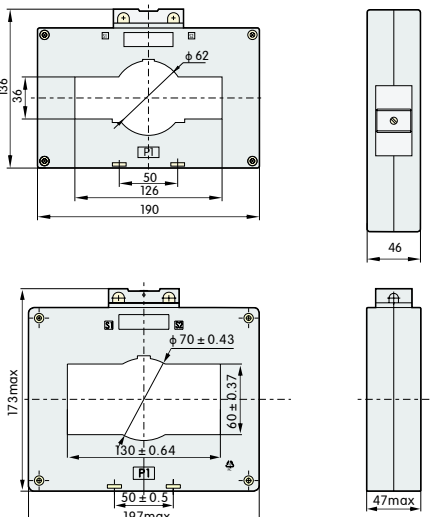
Current transformers series

**4. Technical data**

Model	Transformation ratio(I <sub>pn</sub> /I <sub>sn</sub> ) (A)	Power(VA)		Accuracy class			Number of turns through iron core	Overall and installing dimensions (mm)
		1	0.5	0.5S	0.2	0.2S		
 BH-0.66 Solid type	5/5	5	2.5					
	10/5	5	2.5					
	15/5	5	2.5					
	20/5	5	2.5					
	25/5	5	2.5					
	30/5	5	2.5					
	40/5	5	2.5					
	50/5	5	2.5					
	75/5	5	2.5					
	5/1	5	2.5					
	10/1	5	2.5					
	15/1	5	2.5					
	20/1	5	2.5					
	25/1	5	2.5					
	30/1	5	2.5					
40/1	5	2.5						
50/1	5	2.5						
75/1	5	2.5						
 BH-0.66 20 I	75/5	2.5					1	
	100/5	2.5					1	
	75/1	2.5	1				1	
	100/1	2.5	1				1	
 BH-0.66 30 I	30/5	5	2.5				5	
	50/5	5	2.5				3	
	75/5	5	2.5				2	
	75/5	2.5					1	
	100/5	2.5					1	
	100/5	5	5				2	
	150/5	5	2.5				1	
	200/5	5	5				1	
	250/5	5	5				1	
	300/5	5	5				1	
	400/5	5	5				1	
	30/1	2.5	2.5				5	
	50/1	2.5	2.5				3	
	75/1	2.5	1				1	
	75/1	2.5	2.5				2	
100/1	2.5	1				1		
100/1	5	5				2		
150/1	2.5	2.5				1		
200/1	5	5				1		
250/1	5	5				1		
300/1	5	5				1		

Model	Transformation ratio(I <sub>p</sub> n/I <sub>s</sub> n) (A)	Power(VA)		Accuracy class			Number of turns through iron core	Overall and installing dimensions (mm)
		1	0.5	0.5S	0.2	0.2S		
 BH-0.66 30 I B	30/5	5	2.5	2.5	2.5	2.5	5	
	50/5	5	2.5	2.5	2.5	2.5	3	
	75/5	5	2.5	2.5	2.5	2.5	2	
	75/5	5	2.5	2.5	2.5	2.5	1	
	100/5	5	2.5	2.5	2.5	2.5	1	
	100/5	5	5	5	5	5	2	
	150/5	5	2.5	2.5	2.5	2.5	1	
	200/5	5	5	5	5	5	1	
	250/5	5	5	5	5	5	1	
	300/5	5	5	5	5	5	1	
	30/1	2.5	1			1	5	
	50/1	2.5	1			1	3	
	75/1	5	2.5			1	2	
	100/1	5	2.5			2.5	2	
	150/1	5	2.5			1	1	
200/1	5	5			2.5	1		
250/1	5	5			2.5	1		
 BH-0.66 40 I	30/5	5	2.5				5	
	50/5	5	2.5				3	
	75/5	5	2.5				2	
	75/5	2.5					1	
	100/5	2.5					1	
	100/5	5	5				2	
	150/5	5	2.5	2.5	2.5	2.5	1	
	200/5	5	5	5	2.5	2.5	1	
	250/5	5	5	5	5	5	1	
	300/5	5	5	5	5	5	1	
	400/5	5	5	5	5	5	1	
	500/5	10	10	5	5	5	1	
	600/5	10	10	5	5	5	1	
	30/1	5	2.5				5	
	50/1	5	2.5				3	
75/1	5	2.5				2		
100/1	5	5				2		
150/1	5	2.5				1		
200/1	5	5				1		
250/1	5	5				1		
300/1	5	5				1		
400/1	5	5				1		
500/1	10	10		5		1		

Model	Transformation ratio(I <sub>p</sub> /I <sub>sn</sub> ) (A)	Power(VA)		Accuracy class			Number of turns through iron core	Overall and installing dimensions (mm)
		1	0.5	0.5S	0.2	0.2S		
 <p>BH-0.66 50 I</p>	150/5	2.5	2.5	2.5	2.5		1	 <p>(750/5A~1500/5A class 1 class 0.5)</p>
	200/5	5	2.5	2.5	2.5	2.5	1	
	250/5	5	5	2.5	2.5	2.5	1	
	300/5	5	5	5	5	5	1	
	400/5	5	5	5	5	5	1	
	500/5	10	10	5	5	5	1	
	600/5	10	10	5	5	5	1	
	750/5	10	10	10	10	5	1	
	800/5	10	10	10	10	5	1	
	1000/5	10	10	10	10	5	1	
	1200/5	20	20	20	20	5	1	
	150/1	2.5						
200/1	5	2.5					1	
250/1	5	5					1	
300/1	5	5					1	
400/1	5	5					1	
500/1	10	10		5			1	
600/1	10	10		5			1	
750/1	10	10		10			1	
800/1	10	10		10			1	
1000/1	10	10		10			1	
 <p>BH-0.66 60 I</p>	200/5	5		2.5	2.5	2.5	1	 <p>(1500/5A~2000/5A class 1 class 0.5)</p>
	250/5	5	5	2.5	2.5	2.5	1	
	300/5	5	5	5	5	2.5	1	
	400/5	5	5	5	5	5	1	
	500/5	10	10	5	5	5	1	
	600/5	10	10	5	5	5	1	
	750/5	10	10	10	10	5	1	
	800/5	10	10	10	10	5	1	
	1000/5	10	10	10	10	5	1	
	1200/5	20	20	20	20	5	1	
	1500/5	20	20	20	20	10	1	
	2000/5	20	20	20	20	10	1	
200/1	5						1	
250/1	5	5					1	
300/1	5	5					1	
400/1	5	5					1	
500/1	10	10		5			1	
600/1	10	10		5			1	
750/1	10	10		10			1	
800/1	10	10		10			1	
1000/1	10	10		10			1	
1200/1	20	20		20			1	

Model	Transformation ratio(I <sub>pn</sub> /I <sub>sn</sub> ) (A)	Power(VA)		Accuracy class			Number of turns through iron core	Overall and installing dimensions (mm)
		1	0.5	0.5S	0.2	0.2S		
 BH-0.66 80 I	300/5	5	5	2.5	2.5	2.5	1	 <p>(2000/5A~2500/5A class 1 class 0.5)</p>
	400/5	5	5	2.5	2.5	2.5	1	
	500/5	10	10		5	5	1	
	600/5	10	10		5	5	1	
	750/5	10	10	10	10	5	1	
	800/5	10	10	10	10	5	1	
	1000/5	10	10	10	10	5	1	
	1200/5	20	20	20	20	5	1	
	1500/5	20	20	20	20	10	1	
	2000/5	20	20	20	20	10	1	
	2500/5	40	40	40	40	20	1	
	300/1	5	5				1	
	400/1	5	5				1	
	500/1	10	10				1	
	600/1	10	10				1	
750/1	10	10		10		1		
800/1	10	10		10		1		
1000/1	10	10		10		1		
1200/1	20	20		20		1		
1500/1	20	20		20		1		
 BH-0.66 100 I	600/5	10	10	10	10	2.5	1	 <p>(2500/5A~3000/5A class 1 class 0.5)</p>
	750/5	10	10	10	10	5	1	
	800/5	10	10	10	10	5	1	
	1000/5	10	10	10	10	5	1	
	1200/5	20	20	20	20	5	1	
	1500/5	20	20	20	20	10	1	
	2000/5	20	20	20	20	10	1	
	2500/5	40	40	40	40	20	1	
	3000/5	40	40	40	40	20	1	
	600/1	10	10		10		1	
	750/1	10	10		10		1	
	800/1	10	10		10		1	
	1000/1	10	10		10		1	
	1200/1	20	20		20		1	
	1500/1	20	20		20		1	
2000/1	20	20		20		1		
 BH-0.66 120 I	1000/5	10	10	10	10	5	1	 <p>(2500/5A~4000/5A class 1 class 0.5)</p>
	1200/5	20	20	20	20	5	1	
	1500/5	20	20	20	20	10	1	
	2000/5	20	20	20	20	10	1	
	2500/5	40	40	40	40	20	1	
	3000/5	40	40	40	40	20	1	
	4000/5	40	40	40	40	20	1	
	1000/1	10	10		10		1	
	1200/1	20	20		20		1	
	1500/1	20	20		20		1	
	2000/1	20	20		20		1	
	2500/1	40	40		40		1	
	3000/1	40	40		40		1	